

# Grommet Isolators

**Featuring:** Standard Grommets  
Damped Grommets



Lord Grommet Isolators provide effective, economical vibration isolation for light loads. They are suitable for commercial and military applications including computers, disk drives, business machines, precision instrumentation and general industrial equipment.

Lord Grommet Isolators are designed and produced with the same kind of precision and care as our high performance bonded elastomeric mounts. This provides close control of stiffness and dimensions. You get the performance and quality you need at low cost.

Standard Grommet Isolators are made of neoprene and natural rubber. They provide good vibration isolation for disturbing frequencies above 30 Hz. Damped Grommet Isolators are made of SPE®/D Elastomer. They are well suited to applications which involve limited sway space.

## **Features and Benefits:**

- Economical.
- Offer improved reliability in environments where harsh vibration and shock occur.
- Space saving.
- Oil resistant.
- Effective vibration isolation and shock protection for light load applications.

# Grommet Isolators

## Standard Grommets

Specifications and Dimensions: Table 1.

Part Number	Figure	Elastomer	Maximum Axial Load		Axial Spring Rate		Radial Spring Rate		Thread Size	Ferrule Part Number
			lbs	N	lbs/in	N / mm	lbs/in	N / mm		
J-3112-5-1	1	NR	1	4	22	3.9	44	7.7	—	—
J-3112-12-1	3	NR	1	4	22	3.9	44	7.7	# 8 Screw	Y-10879- B
J-3112-38-2	1	OR	2	9	33	5.8	66	11.6	—	—
J-3112-2-2	2	OR	2	9	33	5.8	66	11.6	—	—
J-3112-1-3	1	OR	3	13	50	8.8	100	17.5	—	—
J-3112-8-3	3	OR	3	13	50	8.8	100	17.5	# 8 Screw	Y-10879-B
J-3112-8-11	3	OR	5.7	25	190	33.3	380	66.5	# 8 Screw	Y-10879-B
J-3112-8-6	3	OR	6	27	100	17.5	200	35.5	# 8 Screw	Y-10879-B
J-17736-1	5	OR	1	4	17	3.0	17	3.0	—	—
J-17736-7	6	OR	1	4	17	3.0	17	3.0	#6 Screw	Y-31124-7-1
J-17736-8†	6	OR	2	9	33	5.8	33	5.8	# 6 Screw	Y-31124-7-1
J-17736-4	7	OR	2	9	33	5.8	33	5.8	6-32UNC-2B	Y-31124-4-1
J-2927-4-1	9	OR	1	4	16	2.8	16	2.8	# 10 Screw	Y-4045-B
J-2927-4-2	9	OR	2	9	32	5.6	32	5.6	# 10 Screw	Y-4045-B
J-2927-46-2†	10	OR	2	9	32	5.6	32	5.6	8-32UNC-2B	Y-31125-2-1
J-2924-4	8	OR	4	18	65	11.4	65	11.4	—	—
J-2927-1-4	9	OR	4	18	65	11.4	65	11.4	# 10 Screw	Y-4045-B

● Not recommended for Radial Static Load.

† Non-Stock Item, please contact Lord Corporation for availability.

# Standard Grommets

Specifications and Dimensions: Table 2.

Part Number	Spacer ❶				Support Member Plate ❷			
	Length		O.D.		Thickness		Diameter	
	in	mm	in	mm	in	mm	in	mm
J-3112-5-1	.365	9.3	.255	6.5	.062	1.6	.555	14.1
J-3112-12-1	—	—	—	—	.062	1.6	.555	14.1
J-3112-38-2	.365	9.3	.255	6.5	.062	1.6	.555	14.1
J-3112-2-2	.365	9.3	.175	4.4	.062	1.6	.555	14.1
J-3112-1-3	.365	9.3	.255	6.5	.062	1.6	.555	14.1
J-3112-8-3	—	—	—	—	.062	1.6	.555	14.1
J-3112-8-11	—	—	—	—	.062	1.6	.555	14.1
J-3112-8-6	—	—	—	—	.062	1.6	.555	14.1
J-17736-1 ❸	.365	9.3	.175	4.4	.062	1.6	.555	14.1
J-17736-7 ❸	—	—	—	—	.062	1.6	.555	14.1
J-17736-8† ❸	—	—	—	—	.062	1.6	.555	14.1
J-17736-4 ❸	—	—	—	—	.062	1.6	.555	14.1
J-2927-4-1 ❸	—	—	—	—	.062	1.6	.735	18.7
J-2927-4-2 ❸	—	—	—	—	.062	1.6	.735	18.7
J-2927-46-2† ❸	—	—	—	—	.062	1.6	.735	18.7
J-2924-4 ❸	.455	11.6	.195	5.0	.062	1.6	.735	18.7
J-2927-1-4 ❸	—	—	—	—	.062	1.6	.735	18.7

❶ Spacer recommended for positive tightening if ferrule is not used. Not supplied by Lord.

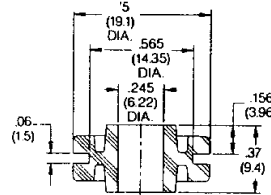
❷ Not recommended for Radial Static Load.

❸ Tolerance is ± .005 (± .127 mm)

† Non-Stock Item, please contact Lord Corporation for availability.

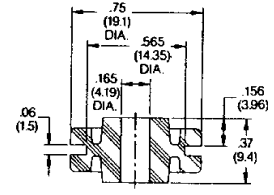
## Part Dimensions — J-3112

Figure 1



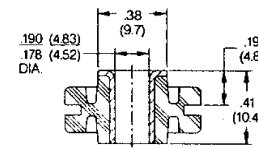
Without Ferrule

Figure 2



Without Ferrule

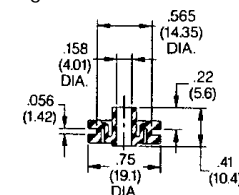
Figure 3 — #8 Screw



With Plain Ferrule

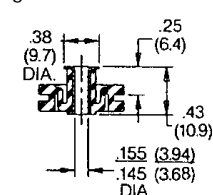
## Part Dimensions — J-17736

Figure 5



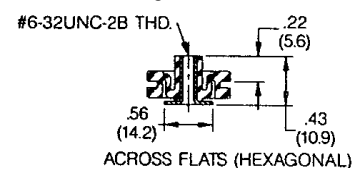
Without Ferrule

Figure 6 — #6 Screw



Without Ferrule

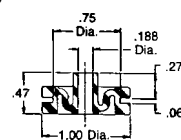
Figure 7



With Threaded Ferrule

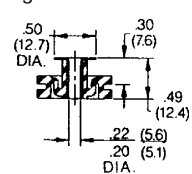
## Part Dimensions — J-2924/J-2927

Figure 8



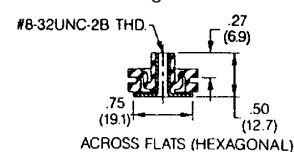
Without Ferrule

Figure 9 — #10 Screw



With Plain Ferrule

Figure 10



With Threaded Ferrule